

## **STUDENT SATISFACTION SURVEY REPORT 2018-19**

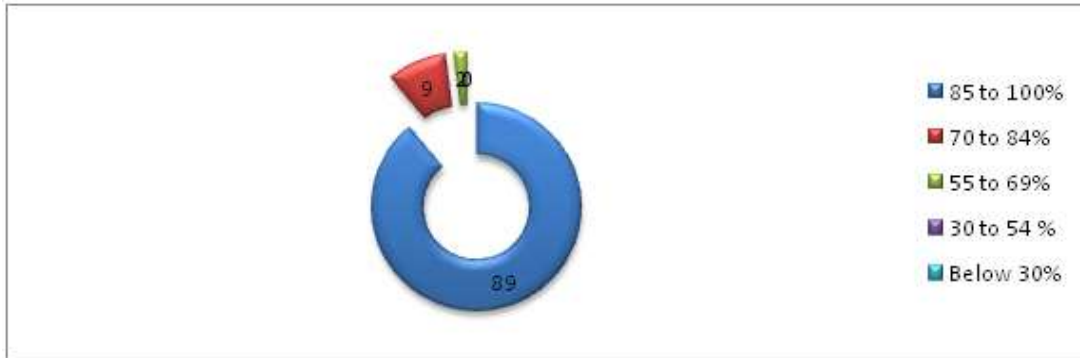
Student Satisfaction Survey was conducted by a team of teachers and volunteer students in the month of March, 2019. The specific month was chosen so that teaching learning process in the second semester is at its fag end and it is possible for students to retrospect and provide correct responses.

The student responses were collected by a team of volunteer students personally. Selection of 100 respondents was done using the random numbers from the students of each branch at UG and PG level separately. Before proceeding for the survey, the Age, College Name, Gender, academic programme being pursued by the student were confirmed. After making the students aware about the instructions, motive and her/his willingness to answer the complete set of questions, the responses were recorded on SSS form by student volunteers. In some cases students had to be called twice or thrice to suit their convenient time to answer the complete set of questions. The respondents were assured that their identity would not be disclosed.

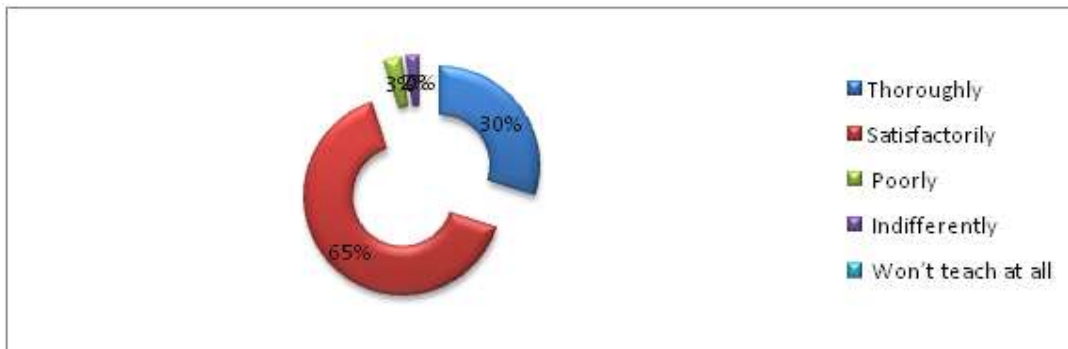
### **Analysis and the findings:**

The responses collected from students responses were fed to an excel sheet designed for the analysis by the team. The responses were analysed by a team of teachers. The question-wise outcome of the results is presented below:

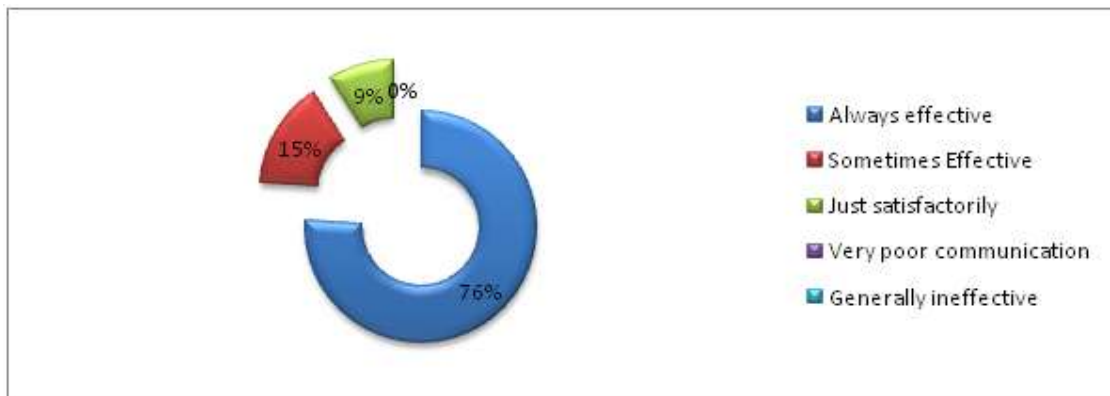
1. How much of the syllabus was covered in the class?



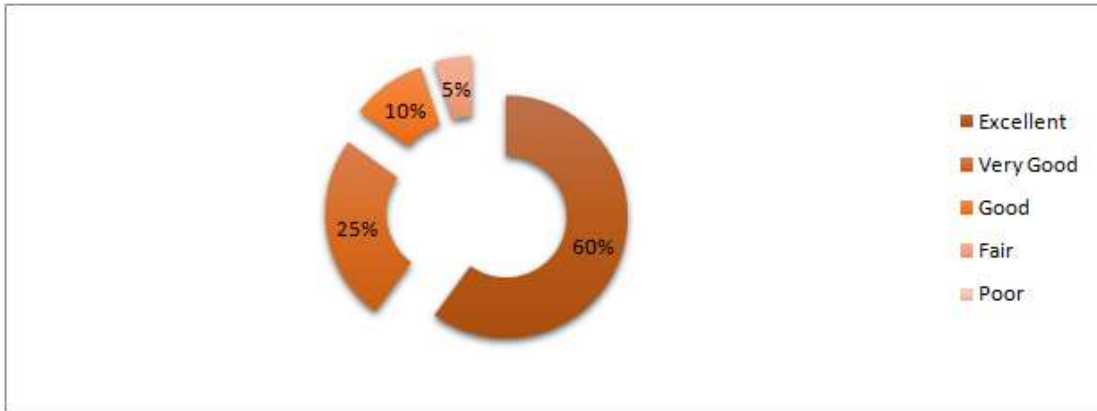
2. How well did the teachers prepare for the classes?



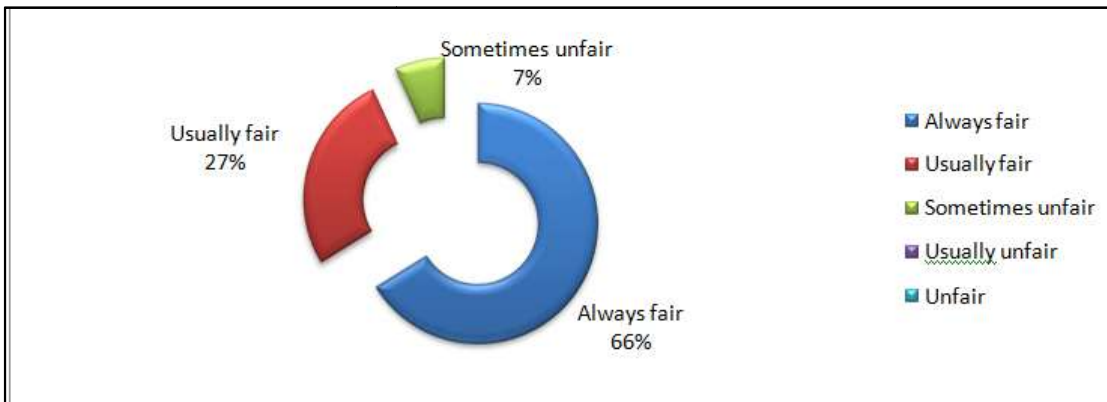
3. How well were the teachers able to communicate?



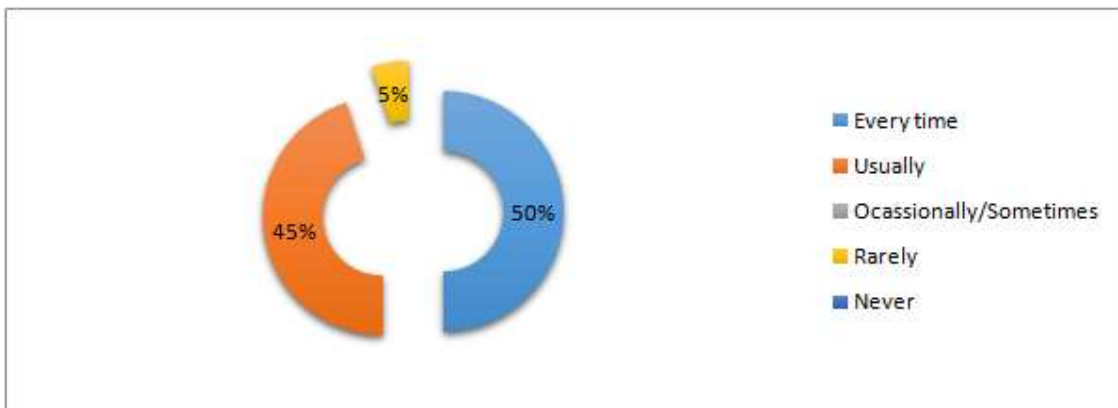
4. The teacher's approach to teaching can best be described as



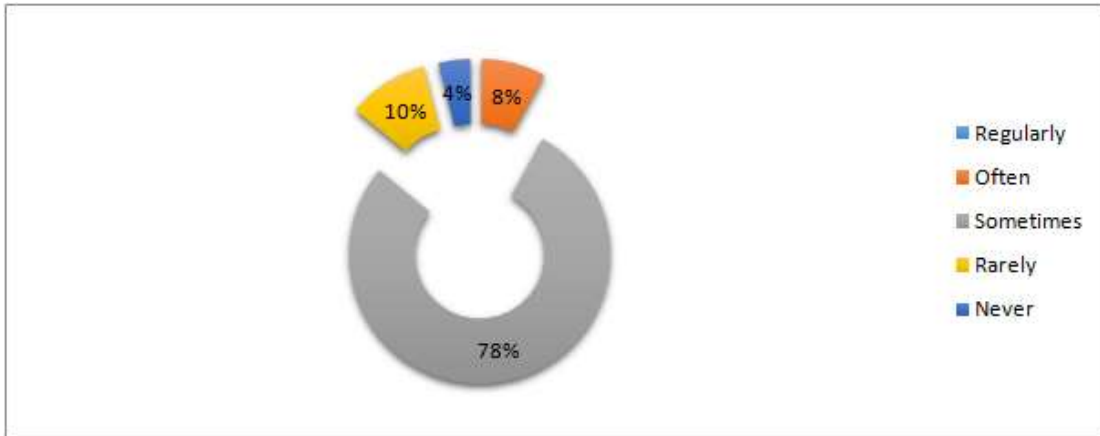
5. Fairness of the internal evaluation process by the teachers.



6. Was your performance in assignments discussed with you?



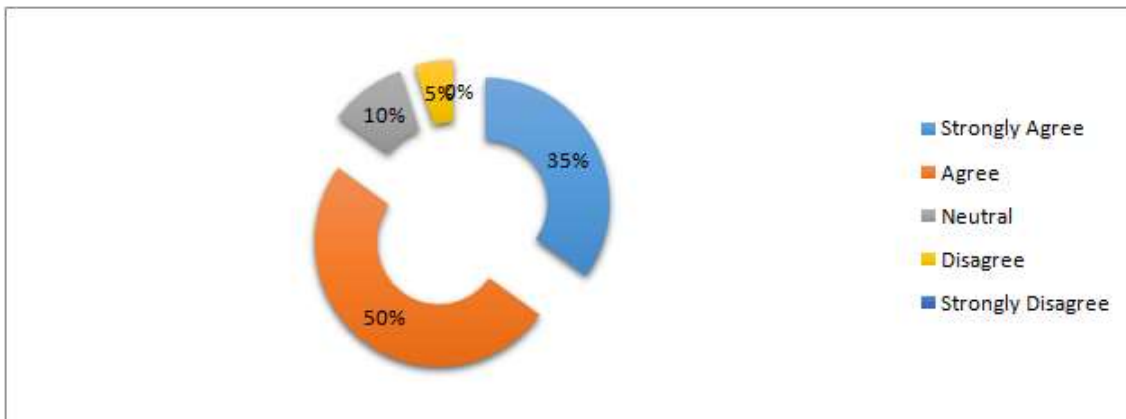
7. The institute takes active interest in promoting internship, student exchange and field visit opportunities for students .



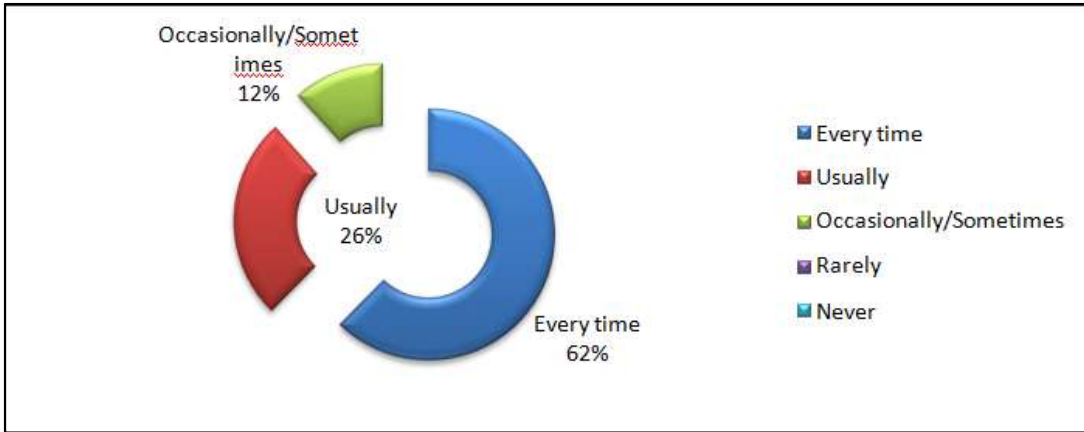
8. The teaching and mentoring process in your institution facilitates you in cognitive, social and emotional growth.



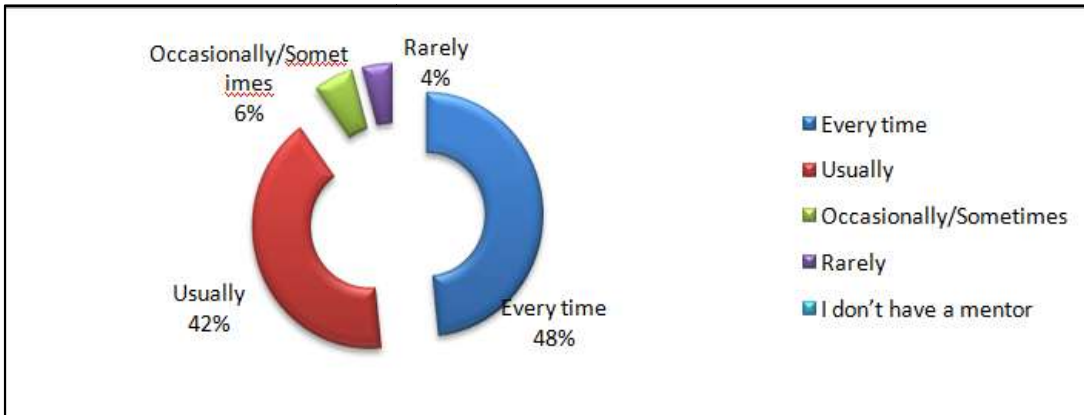
9. The institution provides multiple opportunities to learn and grow.



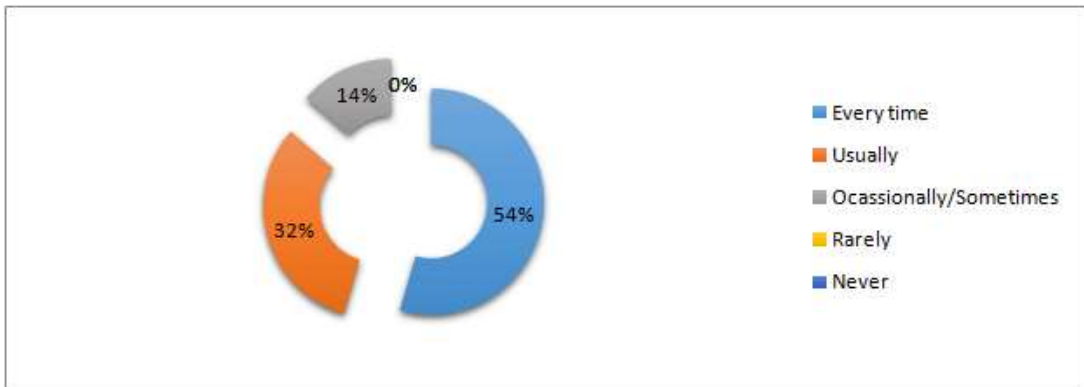
10. Teachers inform you about your expected competencies, course outcomes and programme outcomes.



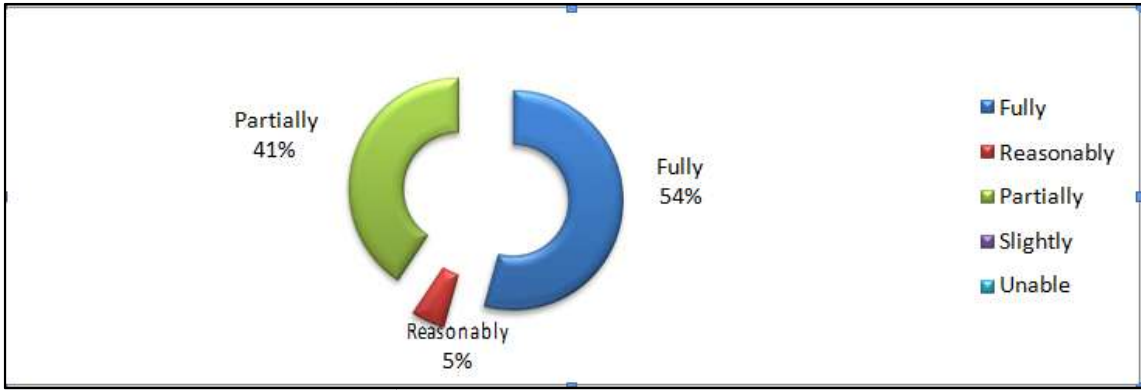
11. Your mentor does a necessary follow-up with an assigned task to you.



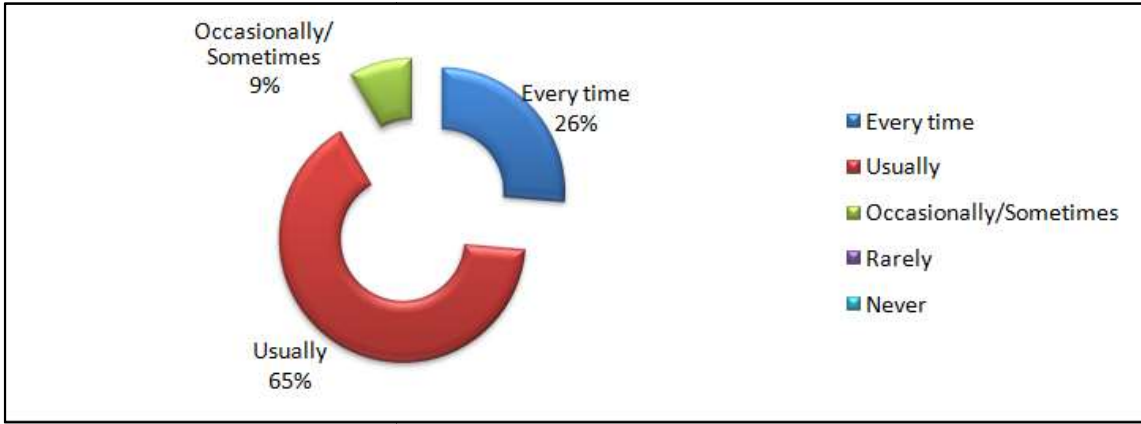
12. The teachers illustrate the concepts through examples and applications.



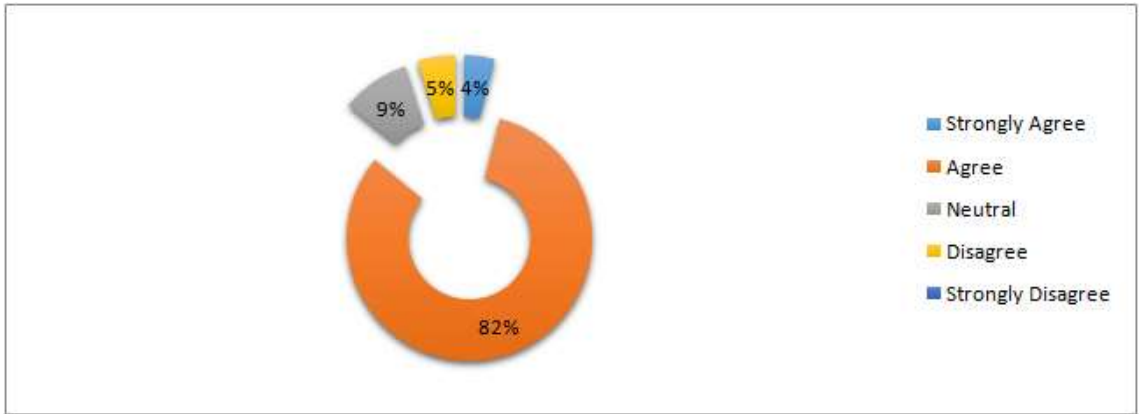
13. The teachers identify your strengths and encourage you with providing right level of challenges.



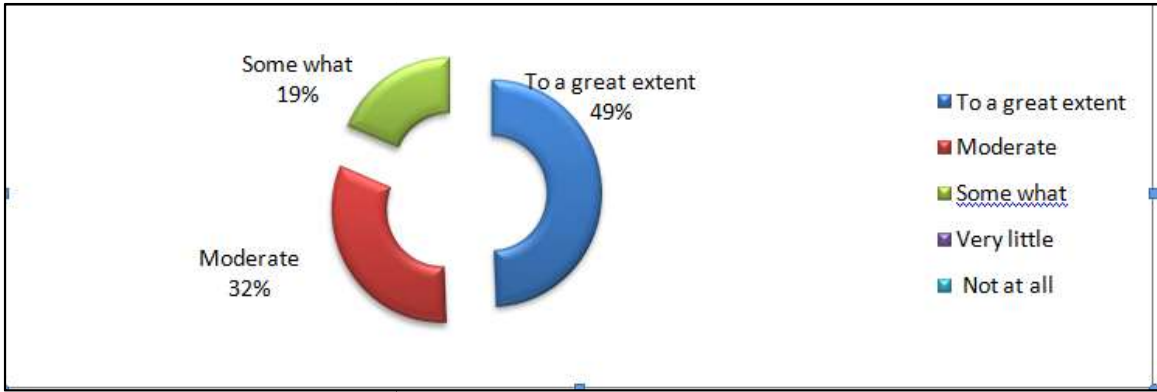
14. Teachers are able to identify your weaknesses and help you to overcome them.



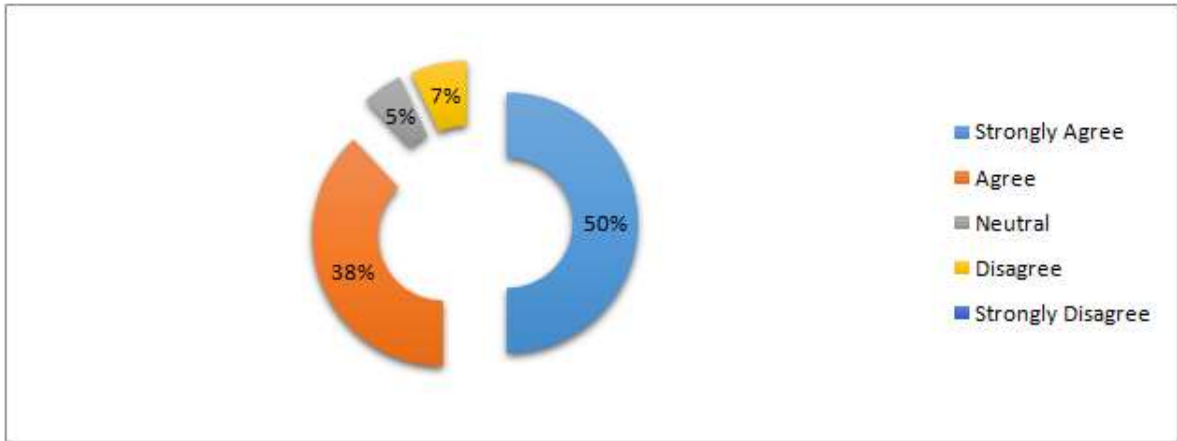
15. The institution makes effort to engage students in the monitoring, review and continuous quality improvement of the teaching learning process.



16. The institute/ teachers use student centric methods, such as experiential learning, participative learning and problem solving methodologies for enhancing learning experiences.



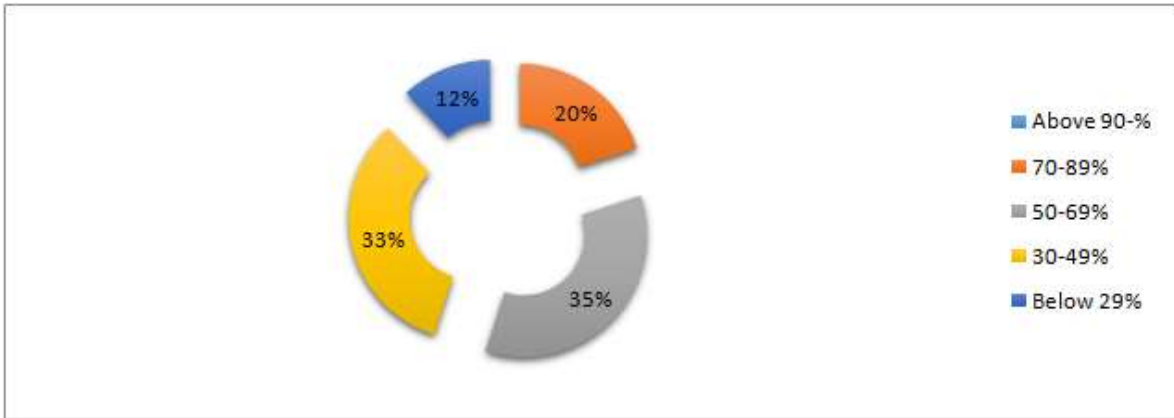
17. Teachers encourage you to participate in extracurricular activities.



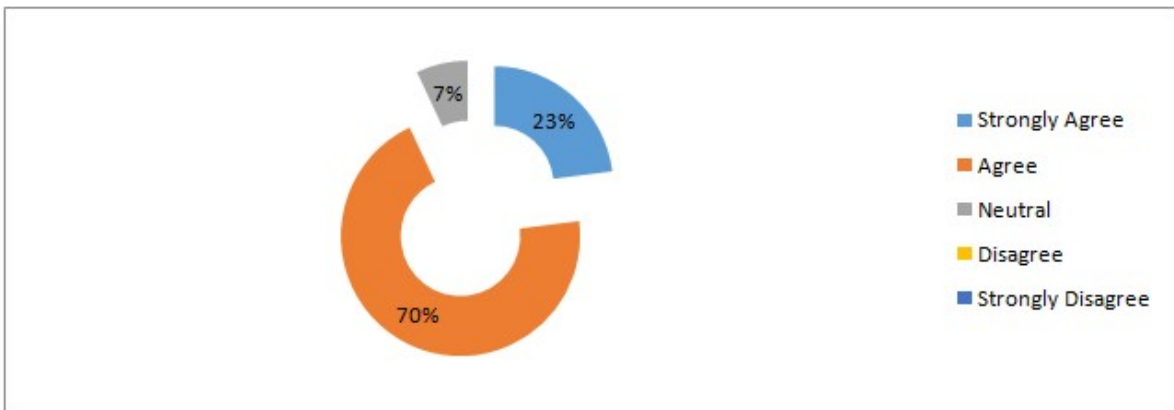
18. Efforts are made by the institute/ teachers to inculcate soft skills, life skills and employability skills to make you ready for the world of work.



19. What percentage of teachers use ICT tools such as LCD projector, Multimedia, etc. while teaching.



20. The overall quality of teaching-learning process in your institute is very good.



21. Students observations/suggestions to improve the overall teaching - learning experience in your institution

---

---



## **KEY FINDINGS FROM THE STUDENT SATISFACTION SURVEY 2018-2019**

A good percentage of students (70%) are completely satisfied over the quality of Teaching Learning in our college.

Students have expressed overall satisfaction regarding the syllabus completion and laboratory experiments (89%), preparedness of the teachers (65%) and communications with the students (76%).

Students have appreciated the teachers attitude towards teaching and fairness in evaluation. However, they have requested for more student exchange programmes. Teacher's preparation, communication, use of appropriate teaching pedagogy and fairness of internal evaluation has been rated high in the survey.

The college provides ample opportunities for cultural activities, sports activities and extracurricular activities. The students have expressed satisfaction regarding the mentorship programme run by the college.

Students have also acknowledged various extra curricular activities, subject enrichment activities, interdisciplinary learning programmes, NCC Camps, NSS Camps, organisation of various seminars. This has helped students in learning other subjects/ practicals which were beyond their prescribed curriculum.

**The SSS has also pointed out a few grey areas where the college/ teachers/ departments do have scope for enhancement in quality of education. They are as follows:**

1. Institute needs to promote internship for PG courses, student exchange and field visit opportunities.
2. To formulate mechanisms which will identify strength and weakness of students and provide them with the right level of challenges and help them to overcome their weakness.
3. Enhanced use of ICT in teaching
4. More emphasis on skill development and hands-on assignments, inclusion of seminars, workshops and field visits for Science subjects.


The IQAC and College Authority give utmost importance to the findings of this survey because this way students come to believe that even they have a say in policy making. This approach of participative policy making is satisfying for students and also good for the college for its betterment.

### Action taken report

- The institute is very much concerned about the requirements and development plants for the students. We have organised many programs to fulfill the requirement of PG students such as extension lectures, seminars, quiz contests etc.
- The college has developed a mechanism through various committees by which we can easily assess the weaknesses and strengths of our students by using SWOC analysis.
- We have developed our computer labs equipped with ICT facilities. The library also has a separate conference room with multimedia projectors .Moreover we have infibnet and other online teaching learning facilities for our students and teachers.
- As the college is governed by the affiliating university, no more inclusions can be done in the curriculum yet the college authority has decided to incorporate more skill based activities as extra-curricular and co-curricular activities during sessions. Annual science exhibition, organisation of webinars, seminars, conferences, personality development workshops etc. have been the rich traditions of BLJS college Tosham through which we are continuously putting a serious step forward holistic and overall development of our students.

*Ashok Kumar*

Coordinator  
Internal Quality Assurance Cell

  
Principal  
Principal,  
B.L.J.S. COLLEGE  
TOSHAM